

mscrm-addons.com
Your company for MS-CRM ADD-ONS!

How to Save CRM Data Storage and manage attachments effectively in Microsoft Dynamics CRM



mscrm-addons.com
Your company for MS-CRM ADD-ONS!

MSCRM-ADDONS.COM



Attachments in Microsoft Dynamics CRM CRM-data-storage vs SharePoint



<ul style="list-style-type: none"> - Attachments stored in CRM database take up to 70% of storage - Hard to find / non-searchable - 9.99 USD / GB per month 	<ul style="list-style-type: none"> - Move/Copy files to SharePoint - Shrink CRM database by >50% - Archiving data / Replicate data / Local availability - Establish structured library 	<ul style="list-style-type: none"> - Advanced document library - Associated to CRM record via CRM SharePoint Integration - Easy to search - 0.20 USD / GB per month
--	---	---

Example: 50GB additional storage (annual costs)

- CRM storage: \$ 5994
- SharePoint: \$ 120

Total Savings: **5874 USD per year!**

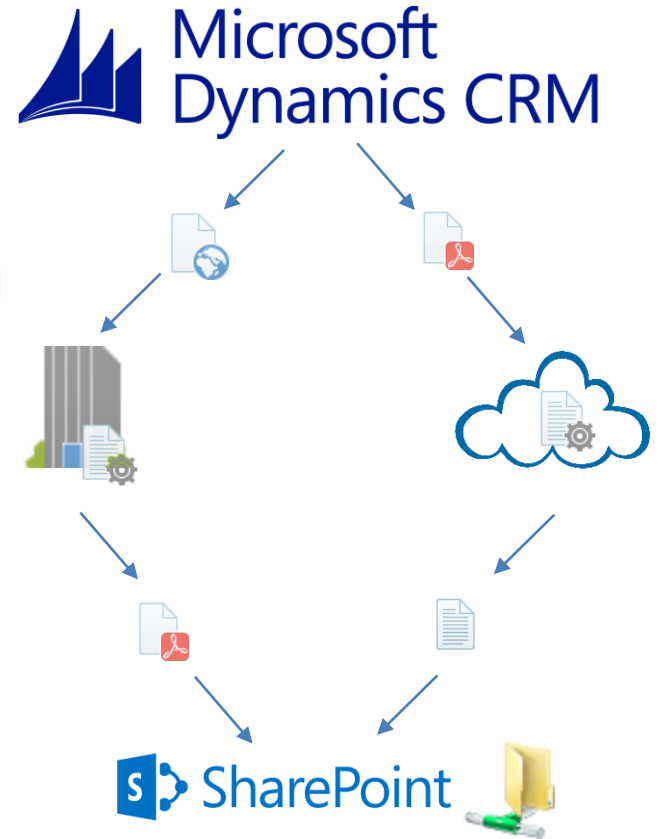
How it works

All work is done by a Service

- Running on a local computer or server
- Running on a VM in the Cloud

Tasks

- Check for new emails/notes every X seconds
- Move/Copy file to alternate storage
- Place link to extracted file inside MS CRM
 - **No change in CRM UI!**
Users can access all files as usual from within Microsoft Dynamics CRM
- Revert extraction possible



Demo 1: Basic Extraction Service-Setup

Goal: Reduce CRM Storage & indexation

Topics covered:

- Basic Extraction settings
- CRM & SharePoint connection

Demo 2: Create an Advanced Repository

Goal: Have all attachments related to a opportunity available in a single location on SharePoint. All documents related to a opportunity should be accessible at a glance!

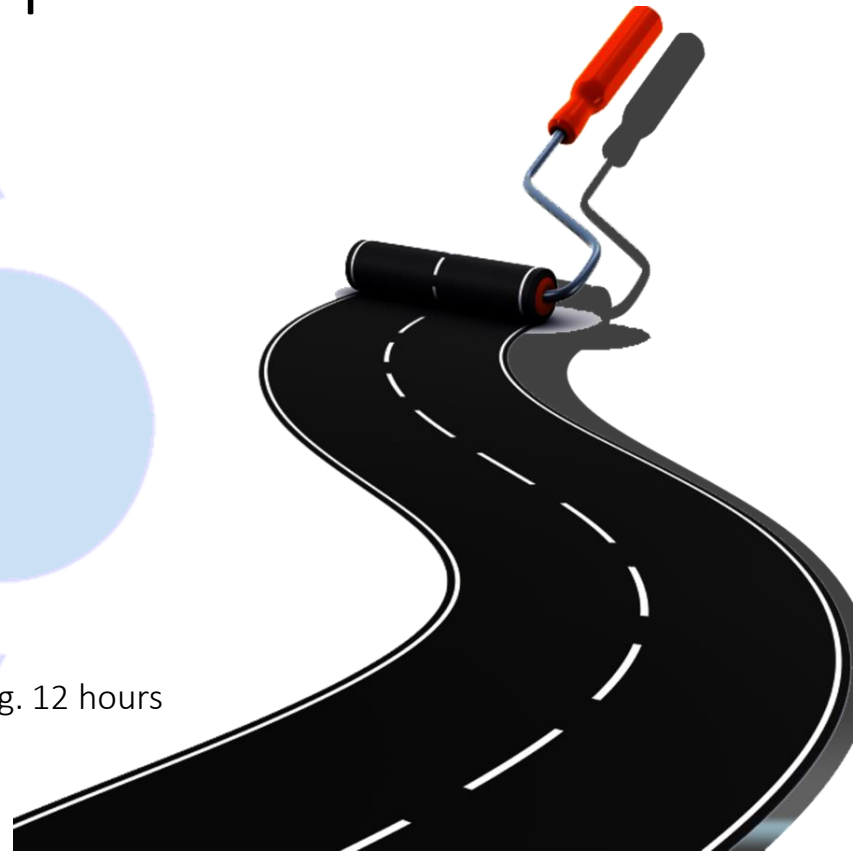
How: Setup service to move both, email attachment and notes depending on the CRM record they are related too.

Topics covered:

- Advanced Extraction settings & options

Roadmap

- Advanced Scheduling
 - Defintion of data-ranges [Archiving]
 - Acting on CreatedOn and ModifiedOn
- Summary
 - Report showing extration status
 - Total number of attachments
 - Total size in MB/GB of attachments extraced
 - Number of attachments processed in the last e.g. 12 hours



Getting Started

1. Download Solution

Download link: <http://www.msrm-addons.com/Downloads.aspx>

2. Execute the downloaded msi-file on the local server or VM on Azure you want to host the AttachmentExtractor service on

3. Setup the service

Step-by-Step video: <https://www.youtube.com/watch?v=WXsrCyhlhn8>

Documentation: <http://www.msrm-addons.com/Support/Documentation.aspx#AE>

4. Thats it! Our solution will run in trial mode automatically

The trial is limited on Volume. Thus, you can only extract or copy 500 documents.

msrm-addons.com is fully supporting trials – Dont hesitate to get in touch with our support team by

- Using our Live-Chat (available 17 hours a day)
- Sending an email to support@msrm-addons.com

Retail - Pricing

- License model: Perpetual
- All active users must be covered
- First year of Support and Maintenance is included

Package	Initial costs	Support & Maintenance*
Small (1-20 Users)	\$ 1440	\$ 290
Medium (21-100 Users)	\$ 3600	\$ 720
Large (101-300 Users)	\$ 5765	\$ 1160
Enterprise (300+ users)	On request	20% of intial costs

- * Support & Maintenance is optional starting year 2

Thank You


Feel free to join our upcoming Webinars!


<http://www.mscrm-addons.com/Support/Webinars.aspx>

Resources:

- You can find us on the web at <http://www.mscrm-addons.com>
- Help-Center (Live-Chat, Support): <http://www.mscrm-addons.com/Support.aspx>
- Don't forget we have an awesome blog at <http://blogs.mscrm-addons.com/>, you'll find it to be a helpful resource!

Contact:

 US: +1 404 720 6066

 Europe: +43 (316) 680 880

 support@mscrm-addons.com

 office@mscrm-addons.com