



PRINTING DOCUMENTS




with DocumentsCorePack
in Dynamics 365 & Power Apps

Although the paperless office has made its way into many companies, printing is still necessary for various reasons such as accounting, enhancing readability, ensuring accessibility, accommodating personal preferences, and more. As a result, there are still numerous scenarios where having physical copies of documents is essential.

Printing in Dynamics 365


Dynamics 365 does not include native print options. In response to our customers' print requirements, DocumentsCorePack has been equipped with powerful print functionalities. Seamlessly print documents directly to your local network printers from within Dynamics 365 and Power Apps, eliminating the need for manual downloads and separate printing processes. On top of this, full automation of printing documents is enabled via our Connector for Power Automate.



-  **Dynamics 365**
Print documents using the DocumentsCorePack dialog
-  **Power Automate**
Automate printing via flows
-  **Power Apps**
Enable printing in your app

Printer Configuration Options

DocumentsCorePack offers two printer configuration choices: Cloud printing or printing with local printers.



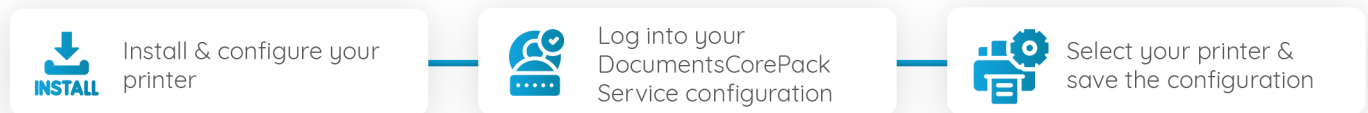
Cloud Printing
Microsoft Universal Print
Printix
PrintNode



Local Printing
Personal Printers
Network Printers

How to enable printing via DocumentsCorePack

The configuration process involves two steps: Firstly, you need to configure your Cloud Printer or install the DocumentsCorePack Print application to enable printing via local network printers. Once configured, you can enable printing via those printers in the DocumentsCorePack service configuration. We provide comprehensive documentation to guide you through this process and offer assistance along the way.



Common document printing use cases

The activation of printing opens the door to a wide range of usage options. For instance, utilizing Power Apps allows field workers to conveniently send and print service orders or other documents directly from their mobile phones. With Power Automate, users can include a print action within a flow, enabling automatic printing of generated documents. This allows to e.g. automatically get a printed copy for newly generated invoices. Additionally, during the document generation process, users can effortlessly print documents with a single click within the DocumentsCorePack dialog.



Automate Printing & Save Time

DocumentsCorePack streamlines and automates the printing process via Power Automate, Dynamics 365, and Power Apps, resulting in substantial time savings for your users.



User Adoption

DocumentsCorePack's printing options seamlessly integrate into your business operations, e.g. enabling one-click printing or automated printing transforms the manual, cumbersome printing process into a highly efficient and streamlined operation, eliminating the need for multiple clicks.



START YOUR 14-DAYS FREE TRIAL!

All features and support included



www.mscrm-addons.com



info@mscrm-addons.com

Any questions?

Do not hesitate to contact us