



mscrm-addons.com
Your company for MS-CRM ADD-ONS!

One Click Actions: Document Generation & Delivery with a single click

Clint Higley, Michael Dohr

One-Click-Actions in a nutshell



1. Generate

- PDF
- DocX,
- HTML,

Example: Invoice to be generated as PDF



2. Process & Deliver

- E-mail
- E-signature
- SharePoint
- Print

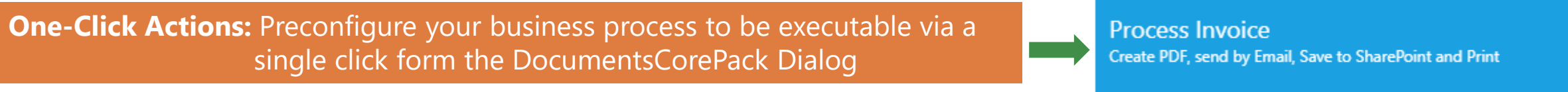
Example: Save to SharePoint, send by Email & print copy



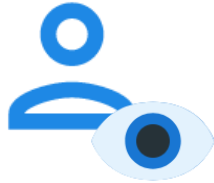
3. Control & Review

- Review
- Edit document

Example: Allow user review & edit



OCA features you should know about!



Display Rules

Only show OCAs relevant for your users based on:

- Security Role
- Field Data
- Using Fetch XML



Conditional Template Selection

Auto-select template based on:

- Field Data,
- Using Fetch XML
- Conditional template Groups

Always make sure that your users are selecting the correct template.



OCAs in workflows & flows

- Intuitive OCA designer to define your business processes
- Simplify your workflows & flows

Use your OCA in workflows and flows* to avoid any complication such as in Multipart documents.

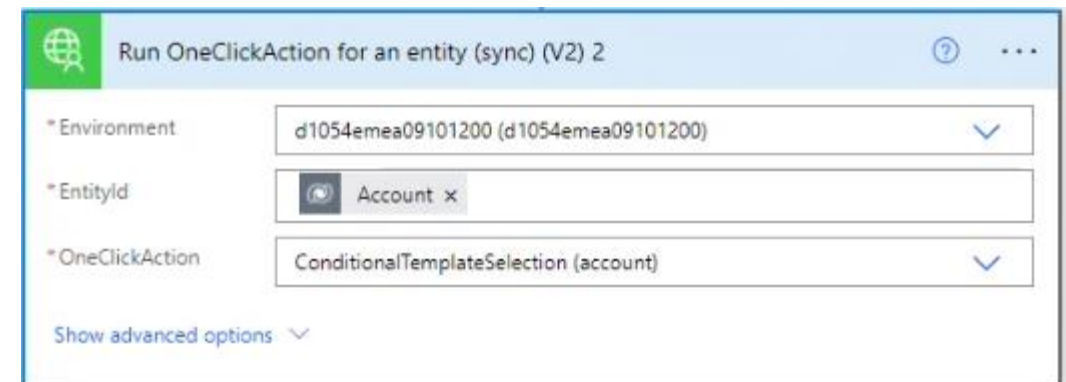
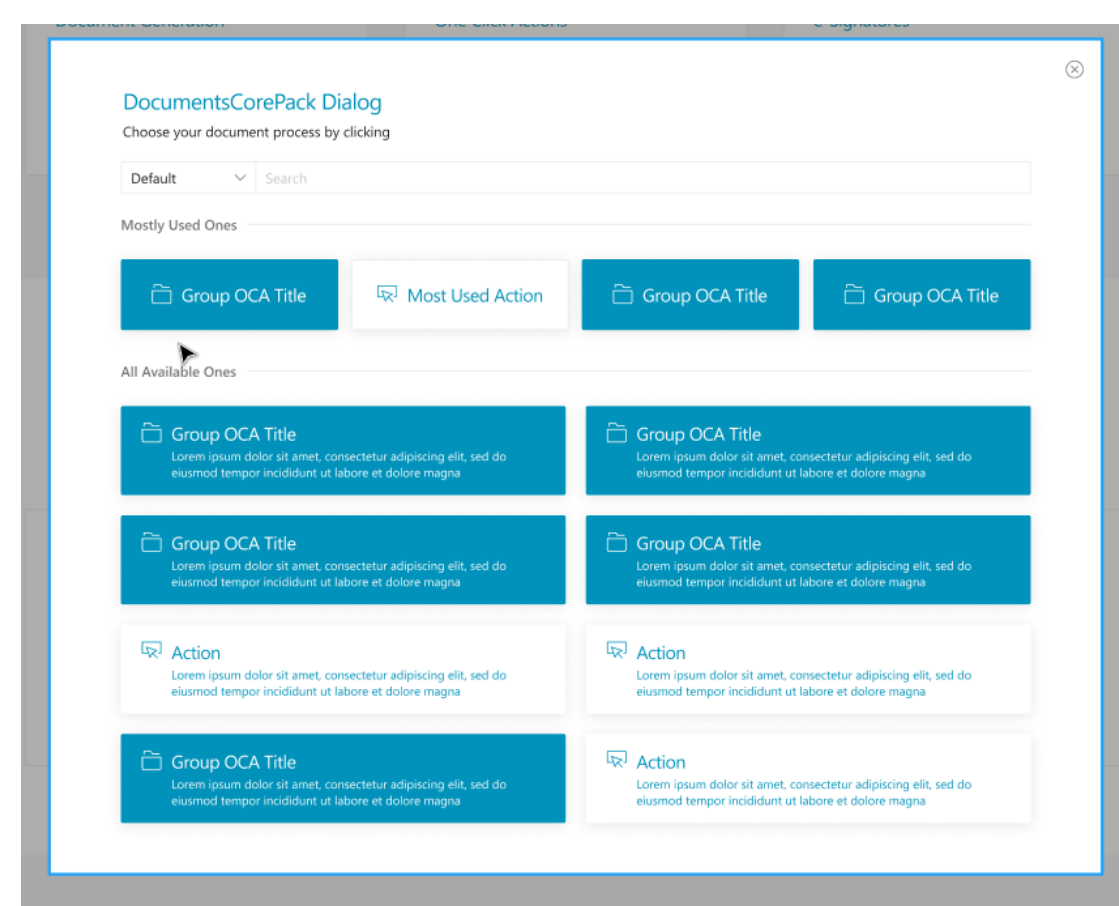
Demo & Roadmap

Step-By-Step Demo:

- How to create a One-Click-Action
- How to show and hide OCAs
- How to show templates based on conditions
- Using a flow and OCA to create a multipart document

Helpful resources:

- [Step-by-Step: How to configure a One-Click-Action](#)
- [Display rules for One-Click-Actions](#)
- [Multipart documents in DocumentsCorePack](#)
- [Use One-Click-Actions \(OCA\) within an AutoMergeWorkingItem](#)



Thank You, & Stay Safe!

- You can find us on the web at <http://www.mscrm-addons.com>
- Help-Center (Live-Chat, Support): <http://www.mscrm-addons.com/Support.aspx>
- Don't forget we have an awesome Knowledge Base at <https://support.mscrm-addons.com/>, you'll find it to be a helpful resource!

US: +1 404 720 6066

Europe: +43 (316) 680 880

ussales@mscrm-addons.com

sales@mscrm-addons.com